

Refurbishment & Demolition Survey Report



Site Address: Maintenance & Community Hall Buildings at
Piddinghoe Sports Centre
Piddinghoe Lane
Peacehaven
BN10 8PF

Client Name: Lewes District Council

Client Contact: Chris Bibb

Our Ref: 130025A

Survey Date: 17th January 2013

Surveyor/s: Craig Meagher & Luke Syred

Core Surveys Ltd
Knights Court
Bevernbridge
South Chailey
East Sussex
BN8 4QF

Tel: +44(0) 8450 758316
Fax: +44(0) 8450 758317

Email: info@coresurveys.co.uk
Web: www.coresurveys.co.uk



Control Page

This report has been prepared with all reasonable skill, care and diligence within the terms of the contract with Chris Bibb & Lewes District Council taking into account the manpower and resources devoted to it by agreement with the client.

Core Surveys Ltd disclaims any responsibility to the client and others in respect of any matter outside the scope of the above.

Core Surveys Ltd is accredited by UKAS to ISO17020. The accreditation awarded allows for asbestos inspections and reporting of Asbestos Management, Refurbishment & Demolition Surveys and Sampling of suspect asbestos materials.

Whilst undertaking the surveys and sampling, two types of assessment may be carried out – a Material Assessment and a Priority Assessment. Both Material Assessments and Priority Assessments will have been undertaken for each and every identified, referenced or presumed asbestos material as part of this survey.


It must be noted that the Priority Assessments carried out by Core Surveys contained within this report are not accredited. These scores may not be representative of the occupation levels, room use, activities or maintenance frequency specific to each location or room and the duty holder remains responsible for using their detailed knowledge of the property and the activities carried out within, to ensure that all scores are applicable. The duty holder must be aware that any change of use, occupation level or activity for a room/location will affect the initial priority assessment and will require review accordingly.

More information on assessments can be found within Appendix 1.

Report prepared by 


Craig Meagher

Date: 23rd January 2013

Quality assurance check by 

Laura Cooper

Date: 24th January 2013

Report sign off by 

Craig Meagher

Date: 24th January 2013

Survey commissioned for and on behalf of:

Lewes District Council
District Services
Southover House
Southover Road
Lewes
BN7 1AB

This report is confidential to Lewes District Council. Core Surveys Ltd accepts no responsibility of any nature to any third party to whom this report or any part thereof is made known.

THIS REPORT MUST BE READ IN ITS ENTIRETY

Contents Page

Control Page	2
1. Summary of Consultant's Recommendations	4
2. Introduction	5
2.1 Background Information	5
2.2 Legislation	5
2.3 Executive Summary	6
3. Survey Methodology	7
3.1 Survey Type	7
3.2 General Procedure	8
3.3 Survey Methodology & Limitations	9
3.4 Survey Limitations of Access	11
4. Analysis of Samples	12
4.1 Bulk Samples and Analysis Report	13
4.2 Quality Assurance and Accreditation	13
5. Findings & Recommendations	14
5.1 Rooms & Locations – No Asbestos Detected	15
5.2 Areas of No Access & Limited Access	Error! Bookmark not defined.
5.2.1 Rooms & Locations – No Access Gained	16
5.2.2 Rooms & Locations – Limited Access Gained	16
5.3 Findings, Risk Assessments & Recommendations	17
Appendices	30
Appendix I - Risk Assessments	31
Appendix II - Glossary & Key to Findings Table	35
Appendix III - Certificates of Analysis	38
Appendix IV - Marked Plans	41

1. Summary of Consultant's Recommendations

INSTRUCTION	
No asbestos containing materials found.	
Limited / No Access areas were identified – Please refer to Section 3.4	✓
Asbestos containing material found.	✓
Retain copy of this survey on site.	✓
Insert this survey into the Asbestos Register retained on site.	✓
Ensure contractors are aware of the presence of asbestos, where applicable, in their area of work.	✓
Undertake remedial works.	✓
Commission a specialist asbestos removal contractor to remove all items applicable (Core Surveys Ltd can advise on this).	✓
Ensure that suitable assessments are undertaken and recorded in writing for all the asbestos removal activities on site.	✓

2. Introduction

2.1 Background Information

Asbestos is a naturally occurring silicate mineral that has been used commercially since the late 1800's. Due to its versatile nature approximately 3000 asbestos products were produced, the 1960's and 1970's saw the largest scale asbestos usage in the UK. Some asbestos products were in use up until the ban on the usage of Chrysotile in 1999.

There are three main types of asbestos found in buildings, these are;

- Crocidolite (Blue) asbestos
- Amosite (Brown) asbestos
- Chrysotile (White) asbestos

All are hazardous, but due to their composition, blue and brown fibres are more hazardous than their white counterpart.

Breathing in air containing asbestos fibres can lead to asbestos related disease such as asbestosis and Mesothelioma. Asbestos is only a risk when fibres are released and breathed in. Asbestos related diseases are currently responsible for 3000 deaths per year in the UK; this figure is expected to rise over the coming years.

Although it is now illegal to use asbestos in the construction of buildings, the large extent of the many thousands of tonnes used in the past is still in place.

As long as asbestos remains in good condition and is not disturbed, damaged or deteriorating through age, there is no risk to health. If asbestos is disturbed the risks are very much increased.

2.2 Legislation

The Health & Safety at Work Act 1974 requires employers to provide a safe workplace for all their employees. Asbestos and work with asbestos is covered by specialist regulations, The Control of Asbestos Regulations 2012 (CAR 2012).

The duty to manage requires those in control of the premises to:

1. Take reasonable steps to determine the location and condition of materials likely to contain asbestos.
2. Presume materials contain asbestos unless there is strong evidence that they do not.
3. Set up and maintain a record of the location and condition of the ACMs or presumed ACMs in premises.
4. Assess the risk of the likelihood of anyone being exposed to fibres from these materials.
5. Prepare a plan setting out how the risks from the materials are to be managed.
6. Take the necessary steps to put the plan into action.
7. Review and monitor the plan periodically.
8. Provide information on the location and condition of the materials to anyone who is liable to work on or disturb them.

2.3 Executive Summary

Chris Bibb, for and on behalf of Lewes District Council, requested we carry out a Refurbishment & Demolition Survey of the Maintenance & Community Hall Buildings at Piddinghoe Sports Centre, Peacehaven.

Core Surveys Ltd carried out the requested Refurbishment & Demolition Survey to assist Lewes District Council, to determine whether asbestos or asbestos containing materials were contained within the building(s), identified the nature of these through sampling and made risk assessments and recommendations as appropriate.

The report and accompanying drawings (where provided) should be consulted before any building or installation work is carried out in the building. All building users should be made aware of the contents of the report. It should not be used for the purposes of costing asbestos removal work. No responsibility will be accepted should the information contained herein be used in this way. Any person(s) using the report in this way MUST satisfy themselves as to the extent of the asbestos within the designated areas and thereby ensure that their tender is sufficient in every respect to remove ALL the asbestos within these areas.

The survey was carried out on 17th January 2013 by authorised surveyors, Craig Meagher & Luke Syred.

Previous known Asbestos Containing Materials
Type 2 asbestos survey was carried out by Argus Laboratories Ltd on 11/02/2004; Report Ref: ASB0402/292

Reason/s for Survey
Compliance - refurbishment works planned.

Brief Description of Building/s Surveyed
<p>A full refurbishment & demolition survey could not be carried out as the buildings are still in use. Limited intrusions were made. Once the buildings are unoccupied, and will not be in use until refurbishment works are carried out, a fully intrusive refurbishment survey must be conducted.</p> <p>Maintenance Building – Brick and blockwork walls. Concrete flooring throughout. Plasterboard ceiling panels to half of the building. Asbestos cement roofing (double skinned) and rainware identified. Fibreglass insulation noted in ceiling void.</p> <p>Community Hall Building – Brick and blockwork walls. Concrete flooring under floor coverings throughout. Plasterboard ceiling panels and high level cellotex panels noted. Metal RSJ's and frame work with wood blanking panels. Metal roofing & UPVC rainware.</p>

The following asbestos containing materials were identified during the survey:

Room Locator	Room Name	Asbestos Containing Material
G01	Maintenance Building Workshop	Cement roofing sheets
G04	Maintenance Building Ceiling Void	Cement roofing sheets
EX01	Maintenance Building All Elevations	Cement rainware
R01	Maintenance Building Roof	Cement roofing sheets & fascias
R01	Maintenance Building Roof	Cement flue pipe (presumed to contain asbestos)

3. Survey Methodology

3.1 Survey Type

The type of survey undertaken depended on the purpose for which the report is intended to be used; this will have been discussed at any initial planning meeting or when the initial enquiry was discussed.

The Health and Safety Executives Guidance Note HSG 264 defines two separate types of survey. In this instance a Refurbishment & Demolition Survey has been undertaken.

Refurbishment and Demolition Surveys

A Refurbishment and Demolition survey is needed before any refurbishment or demolition work is carried out. These types of surveys are used to locate and describe, as far as reasonably practicable, all ACMs in the area where the refurbishment work will take place or in the whole building if demolition is planned. The survey will be fully intrusive and involve destructive inspection, as necessary, to gain access to all areas, including those that may be difficult to reach. Refurbishment and Demolition surveys may also be required in other circumstance, e.g. when more intrusive maintenance and repair work will be carried out or for plant removal or dismantling.

Refurbishment and Demolition surveys are intended to locate all asbestos in the building (or the relevant part), as far as reasonably practicable. It is a disruptive and fully intrusive survey which may need to penetrate all parts of the building structure. Aggressive inspection techniques will be needed to lift carpets and tiles, break through walls, ceilings, cladding and partitions, and open up floors. In these situations, controls should be put in place to prevent the spread of debris, which may include asbestos. Refurbishment and Demolition surveys should only be carried out in unoccupied areas to minimise risks to the public or employees on the premises. Ideally the building should not be in service and all furnishings removed. For minor refurbishment, this would only apply to the room involved or even part of the room where the work is small and the room large.

3.2 General Procedure

A suitably authorised surveyor undertaking a Refurbishment & Demolition Survey inspected the building. Where necessary, samples were taken for subsequent laboratory analysis in order to determine their asbestos content, if any. Sampling points were sealed after sampling took place. Sample points were photographed to be included in the recommendations section of this report. In addition, sample points will have been marked on the building's plans where these are provided, or have been prepared separately.

All surveys meet the requirements defined in Guidance Note HSG 264 (First published 2010).

Sampling of all suspected asbestos containing materials was undertaken in accordance with the requirements of the following documentation:

- **The Health and Safety at Work Act 1974**
- **The Control of Asbestos Regulations 2012, and the approved codes of practice issued for work in conjunction with the regulations**
- **'Asbestos and man-made mineral fibres in buildings', published by the Department of the Environment, Transport and the Regions**
- **Construction (Design and Management) Regulations 2007**
- **Guidance Notes issued by the Health and Safety Executive:**
 - Guidance Note HSG 189/2 'Working with Asbestos Cement'**
 - Guidance Note HSG 264 'Asbestos: The survey guide'**
- **Core Surveys Ltd Standard Operating Procedures**

3.3 Survey Methodology & Limitations

The areas surveyed were visually examined for asbestos in accordance with the Scope of Work and brief given to us. It should be noted that samples are taken / or references made of any materials suspected of containing asbestos. A survey will not extend to sampling dust deposits to look for asbestos contamination from previous asbestos removal or construction work unless specifically requested by the client.

Although every care has been taken to identify all asbestos bearing products within this property, this survey does not include those areas where obtaining a sample would have caused undue damage to the building, risk the safety of our operatives or where access could not be gained.

No investigation has been carried out above, beyond or beneath asbestos containing, or potentially asbestos containing materials. Asbestos should be assumed to be present within these areas until a further assessment can be carried out.

Bulk samples have been taken from all materials that upon visual inspection, appeared likely to contain asbestos. Materials have been referred to as Asbestos Insulating Board or Asbestos Cement based upon their asbestos content and visual appearance alone. Density checks on materials have not been carried out unless stated otherwise.

Analysis of asbestos bulk samples were carried out by an independent laboratory, accredited by UKAS to ISO17025.

The survey was conducted in accordance with HSE Guidance HSG264 and documented in-house procedures, however it should be noted that further limitations may apply, these have been listed below:

In the course of Refurbishment and Demolition Surveys, only a limited inspection was carried out of pipe work concealed by overlying non-asbestos insulation. Limited samples were taken and deemed as 'representative'.

If Core Surveys Ltd were not informed of lift shafts, plant rooms or similar, which require the attendance of a specialist engineer prior to the survey taking place then these will be excluded from the survey as per the agreed terms and conditions. Asbestos should be assumed to be present within these areas until a further assessment can be carried out. Inspection will only be made with the attendance of a specialist engineer present to ensure compliance with Health and Safety guidelines and ensure the integrity of the equipment.

Unless specifically identified within the report, no responsibility can be accepted by Core Surveys, for stored or portable items of asbestos e.g. soldering iron holders, loose fire blankets.

Refurbishment and Demolition Surveys, wherever possible, will report voids within the fabric of the building where the extent and presence of these is clearly evident and they are accessible without endangering the survey team or other personnel. Refurbishment and Demolition Surveys will access cavity walls in a representative number of areas, however cavity wall voids or concealed spaces in the fabric of the building where the presence or extent of these spaces is not evident at the time of the survey will not be accessed.

Inspection has not been made beneath 'foundations level' of the building as agreed prior to the inspection unless clearly stated within the report.

It is recommended that bulk samples be taken, at the required density, from all materials that upon visual inspection appeared likely to contain asbestos. However, sampling density may have reduced where the client has imposed technical or financial restraints (e.g. fixed price fee), and the report is annotated accordingly.

Samples were not taken where prohibited or prevented by the client, tenant or their representative or other persons authorised or unauthorised.

It must be noted that the information contained within this report is compiled and dealt with in a number of sections, to achieve an overall assessment of the site when considering the risks associated with any asbestos found. It is important therefore that when issuing information to contractors or regulating authorities, the complete report be issued in order that no information is knowingly withheld.

Live electrical equipment – samples will not be taken where the act of sampling would endanger the surveyor or affect the functional integrity of a safety feature, e.g. fire breaks, seals etc. Plant and machinery will only be examined externally. Electrical fuse boxes will not be opened. Where it has been specified that plant or machinery is to be inspected, qualified engineers will be required to be present and certify that it is safe to do so. If Core Surveys Ltd was not informed that a qualified engineer was required to attend the site, then these areas will be excluded from the survey and asbestos should be presumed to be present.

Material extents are approximations only, assigned by the surveyor at the time of the survey. It should be noted that such extents may be for specific, visible amounts of the asbestos item and not for the complete amount. As such, the stated extents should not be used as a basis of any scope or specifications of works for that item.

This survey does not constitute a contaminated land investigation.

It should be noted that this report is not intended as a scope of works for asbestos removal and that a detailed technical document could be provided upon request.

3.4 Survey Limitations of Access – Maintenance Building

Blockwork, Concrete & Foundations	Where pipework or ducting passes through floors or walls there is a possibility that some form of asbestos has been used as an insulating material within cavities or as shuttering.
Damp Proof Course	Damp Proof Course may exist within the property. Representative sampling of such material is only possible where visible as it may be concealed within brickwork etc. There is a possibility that any such course may contain asbestos in other parts of the property.
'Old' Electrical Switchgear	This could not be isolated at the time of survey. Asbestos may be present internally.
External Elevations	Visual inspection only could be made of high-level elevations.

3.4 Survey Limitations of Access – Community Hall Building

Blockwork, Concrete & Foundations	Where pipework or ducting passes through floors or walls there is a possibility that some form of asbestos has been used as an insulating material within cavities or as shuttering.
Concealed Voids	No access could be made into such areas at the time of survey. This would require intrusive access.
Damp Proof Course	Damp Proof Course may exist within the property. Representative sampling of such material is only possible where visible as it may be concealed within brickwork etc. There is a possibility that any such course may contain asbestos in other parts of the property.
External Elevations	Visual inspection only could be made of high-level elevations.
Heating Units & Boilers	No access was made into the heating units. Internal examination would require isolation of services.
Skylights / Glazed Windows	Asbestos may be present within the construction. This could not be confirmed without destructive sampling.
Various Locations - Limited Access / No Access	Limited / No access only could be made to various locations at the time of survey. Details of these can be found in the 'Access to Site' & 'Asbestos Register Tables' section of the report.

4. Analysis of Samples

4.1 Bulk Samples and Analysis Report

Samples were sent to an independent, fully accredited UKAS laboratory for analysis. Asbestos is identified by a combination of techniques, principally:

- (i) An initial visual inspection
- (ii) A stereomicroscopic examination
- (iii) Polarised light microscopy
- (iv) Dispersion staining

No single test is definitive and the analyst will have taken all evidence into account.

The method is defined in guidance note HSG 248 'Asbestos in bulk materials', published by the Health and Safety Executive, and is employed by the laboratory in accordance with its schedule of UKAS accreditation.

Certificates of analysis for the samples taken are presented in the appendices. Included on the certificate is the address of the laboratory, the analyst's name and the laboratory's UKAS accreditation number.

Certificates of analysis for the samples taken during this survey are presented in the appendices.

NADIS (No Asbestos Detected in Sample) denotes that no asbestos was detected in the bulk sample during laboratory analysis.

4.2 Quality Assurance and Accreditation

Core Surveys Ltd operates stringent quality control procedures while carrying out surveys and sampling, and our nominated UKAS accredited laboratory meets the requirements of ISO/IEC 17025:2005 'General requirements for the competence of testing and calibration laboratories'.

5. Findings & Recommendations

The findings of this report are designed to enable the commissioning client to begin to fulfil part of their legal duty of care under *The Control of Asbestos Regulations 2012 (CAR 2012)*, by demonstrating that they have taken reasonable steps to determine the location and condition of asbestos ACMs within their premises. The findings will serve as a basis for an asbestos register to be produced. The findings will also serve as the basis for risk assessment and for the formulation of asbestos management plans.

To continue to fulfil the duty of care, any register must be kept up to date and any alteration in the condition or removal of any ACMs must be monitored, noted and the register updated. Moreover, all employees, contractors or any other persons who may come into contact with any of the ACMs detailed, should be shown the register, to ensure safe methods of work.

The following tables will provide you with all the immediate information you need to know about any asbestos products located during the survey. The descriptions, photos and marked plans should give you a comprehensive view of the exact locations of any ACMs found.

As the person responsible for managing asbestos, it is highly recommended that you familiarise yourself with the locations and broadcast any relevant information to maintenance staff, contractors and any persons who may come into regular contact with any of the products. A short training session for all relevant staff may be required.

The recommendations made in this report are guidelines for how you should manage any risk from any asbestos products found. It is advisable to meet with all those concerned to discuss the options and produce a viable management plan.

Appendices:

Risk Assessments – **Explanation of Material & Priority Assessments.**

Glossary & Key to Findings Table – **Understanding the Findings Table & Recommendations.**

Certificates of Analysis – **Only applicable if samples were taken.**

Plans identifying the location of all confirmed ACMs - **Where these have been provided or prepared.**

5.1 Rooms & Locations – No Asbestos Detected




No asbestos has been detected within the following locations:		
Building	Floor	Location
Maintenance	Ground	G02 – Store
Maintenance	Ground	G03 – Workshop
Maintenance	Ground	G05 – WC
Maintenance	Ground	G06 – Lobby
Maintenance	Ground	G07 – Store
Community Hall	Ground	G01 – Changing Room
Community Hall	Ground	G02 – Changing Room
Community Hall	Ground	G03 – Cupboard
Community Hall	Ground	G04 – Showers & WC
Community Hall	Ground	G05 – Ceiling Void
Community Hall	Ground	G06 – Showers & WC
Community Hall	Ground	G07 – Changing Room
Community Hall	Ground	G08 – Changing Room
Community Hall	Ground	G09 – Disabled WC
Community Hall	Ground	G10 – Lobby
Community Hall	Ground	G11 – Reception
Community Hall	Ground	G12 – Entrance
Community Hall	Ground	G13 – Female WC's
Community Hall	Ground	G14 – Male WC's
Community Hall	Ground	G15 – Corridor
Community Hall	Ground	G16 – Cylinder Room
Community Hall	Ground	G17 – Function Room
Community Hall	Ground	G18 – Boiler Room
Community Hall	External	EX01 – All Elevations
Community Hall	External	R01 – Roof

5.2 Areas of No Access & Limited Access


Whilst carrying out the survey associated with this report, Core Surveys Ltd made every effort to gain access to all areas that may contain asbestos. However, some areas may not have been accessed by the surveyor without causing disruption to the materials, or limited access may have been available at the time. Core Surveys Ltd cannot be held responsible for any asbestos materials that may become uncovered during future works within these inaccessible areas. It is recommended that these areas are presumed to contain asbestos until it is proven that they do not.

The following areas have not been surveyed, as access was not obtained during the site visit and survey.

5.2.1 Rooms & Locations – No Access Gained

No access has been gained within the following locations:			
Building	Location	Comment	Image
Community Hall	Ground Floor Store – G19	No access within wood cupboards. Padlocked doors – no keys available	
Community Hall	Ground Floor Store – G20	No access due to locked door – no key available	
Community Hall	Ground Floor Void – G21	No access possible – no entry way	No photograph available
Community Hall	Ground Floor Store – G22	No access due to locked door – no key available	

5.2.2 Rooms & Locations – Limited Access Gained

Limited access has been gained within the following locations:			
Buildings	Location	Comment	Image
All	All Locations	Limited access throughout as the buildings are still in use	

5.3 Findings, Risk Assessments & Recommendations


The production of a written plan, specifying the measures to be taken to control and manage the risk from identified and presumed asbestos containing materials, is a requirement of the duty to manage under the 'Control of Asbestos Regulations 2012' (CAR 2012).


The method of risk assessment that has been adopted here is based on both material assessment as defined by HSG 264 and **an in-house priority assessment algorithm**. It must be noted that the Priority Assessments carried out by Core Surveys contained within this report are not accredited by UKAS. These scores may not be representative of the occupation levels, room use, activities or maintenance frequency specific to each location or room, and the duty holder remains responsible for using their detailed knowledge of the property and the activities carried out within, to ensure that all scores are applicable. The duty holder must be aware that any change of use, occupation level or activity for a room/location will affect the initial priority assessment and will require review accordingly. The algorithm sets out the factors that are most relevant in assessment of the potential release of fibres from a suspect material. The material assessment identifies the materials that will most readily release airborne fibres if disturbed. It does not automatically follow that those materials should be given priority for remedial action. Management priority must be determined by carrying out a risk assessment that will take into account factors such as:


- the location of material
- its extent
- the use to which the location is put
- the occupancy of an area
- activities carried out in the area
- frequency of activity


The Material Assessment and Priority Assessment provide an overall risk score, which has been used to define potential management actions.


Under the 'Control of Asbestos Regulations 2012' (CAR 2012) the duty holder is required to make the risk assessments themselves, using the information given in the survey and their knowledge of the activities carried out within the premises. This report assists in that process by providing scores and suggested management actions, however the duty remains with the duty holder.


core	Maintenance Building																
	Floor	Room No.	Room Description	Material Risk Score (MRS)					Priority Risk Score (PRS)					Extent	Total Risk Score	Recommendations	
	Ground	G01	Workshop	Product 1-3	Treatment 0-3	Condition 0-3	Asbestos Type	Total MRS Score	Size of Area 0-3	Access 0-3	Disturbance 0-3	Maintenance 0-3	Total PRS Score	70m ²	11	REMOVE	✓
	Sample No.	Item Description												Risk Rating		ENCAPSULATE	
	Ref: 3	Cement roofing sheets		1	1	1	1	4	2	3	1	1	7	High		LABEL & MANAGE	
Additional Comments:																	


core	Maintenance Building																
	Floor	Room No.	Room Description	Material Risk Score (MRS)					Priority Risk Score (PRS)					Extent	Total Risk Score	Recommendations	
	Ground	G04	Ceiling Void	Product 1-3	Treatment 0-3	Condition 0-3	Asbestos Type	Total MRS Score	Size of Area 0-3	Access 0-3	Disturbance 0-3	Maintenance 0-3	Total PRS Score	50m ²	10	REMOVE	✓
	Sample No.	Item Description												Risk Rating		ENCAPSULATE	
	Ref: 3	Cement roofing sheets		1	1	1	1	4	3	1	1	1	6	Medium		LABEL & MANAGE	
Additional Comments:																	


core	Maintenance Building																
	Floor	Room No.	Room Description	Material Risk Score (MRS)					Priority Risk Score (PRS)					Extent	Total Risk Score	Recommendations	
	Ground	G05	WC	Product 1-3	Treatment 0-3	Condition 0-3	Asbestos Type	Total MRS Score	Size of Area 0-3	Access 0-3	Disturbance 0-3	Maintenance 0-3	Total PRS Score			REMOVE	
	Sample No.	Item Description												Risk Rating		ENCAPSULATE	
	6	Floor lino					NADIS									LABEL & MANAGE	
Additional Comments:																	


core	Maintenance Building																
	Floor	Room No.	Room Description	Material Risk Score (MRS)					Priority Risk Score (PRS)					Extent	Total Risk Score	Recommendations	
	Ground	G07	Store	Product 1-3	Treatment 0-3	Condition 0-3	Asbestos Type	Total MRS Score	Size of Area 0-3	Access 0-3	Disturbance 0-3	Maintenance 0-3	Total PRS Score			REMOVE	
	Sample No.	Item Description												Risk Rating		ENCAPSULATE	
	7	Floor lino					NADIS							Medium		LABEL & MANAGE	
Additional Comments:																	



core	Maintenance Building																
	Floor	Room No.	Room Description	Material Risk Score (MRS)					Priority Risk Score (PRS)					Extent	Total Risk Score	Recommendations	
	Externals	EX01	All Elevations	Product 1-3	Treatment 0-3	Condition 0-3	Asbestos Type	Total MRS Score	Size of Area 0-3	Access 0-3	Disturbance 0-3	Maintenance 0-3	Total PRS Score			REMOVE	
	Sample No.	Item Description												Risk Rating		ENCAPSULATE	
	1	Damp proof course					NADIS							Medium		LABEL & MANAGE	
Additional Comments:																	



core	Maintenance Building																
	Floor	Room No.	Room Description	Material Risk Score (MRS)					Priority Risk Score (PRS)					Extent	Total Risk Score	Recommendations	
	Externals	EX01	All Elevations	Product 1-3	Treatment 0-3	Condition 0-3	Asbestos Type	Total MRS Score	Size of Area 0-3	Access 0-3	Disturbance 0-3	Maintenance 0-3	Total PRS Score	48 lm	9	REMOVE	✓
	Sample No.	Item Description												Risk Rating		ENCAPSULATE	
	2 & Ref: 2	Cement rainware		1	1	1	1	4	0	3	1	1	5	Medium		LABEL & MANAGE	
Additional Comments:																	



core															Maintenance Building			
	Floor	Room No.	Room Description	Material Risk Score (MRS)					Priority Risk Score (PRS)					Extent	Total Risk Score	Recommendations		
	Externals	EX01	All Elevations	Product 1-3	Treatment 0-3	Condition 0-3	Asbestos Type	Total MRS Score	Size of Area 0-3	Access 0-3	Disturbance 0-3	Maintenance 0-3	Total PRS Score			REMOVE		
	Sample No.	Item Description												Risk Rating		ENCAPSULATE		
	4 & Ref: 4	Soffit & fascia panels					NADIS							Medium		LABEL & MANAGE		
Additional Comments:																		


core															Maintenance Building			
	Floor	Room No.	Room Description	Material Risk Score (MRS)					Priority Risk Score (PRS)					Extent	Total Risk Score	Recommendations		
	Externals	EX01	All Elevations	Product 1-3	Treatment 0-3	Condition 0-3	Asbestos Type	Total MRS Score	Size of Area 0-3	Access 0-3	Disturbance 0-3	Maintenance 0-3	Total PRS Score			REMOVE		
	Sample No.	Item Description												Risk Rating		ENCAPSULATE		
	5	Felt to roller shutter					NADIS							Medium		LABEL & MANAGE		
Additional Comments:																		


core															Maintenance Building			
	Floor	Room No.	Room Description	Material Risk Score (MRS)					Priority Risk Score (PRS)					Extent	Total Risk Score	Recommendations		
	Externals	R01	Roof	Product 1-3	Treatment 0-3	Condition 0-3	Asbestos Type	Total MRS Score	Size of Area 0-3	Access 0-3	Disturbance 0-3	Maintenance 0-3	Total PRS Score	300m ²	7	REMOVE	✓	
	Sample No.	Item Description												Risk Rating		ENCAPSULATE		
	3	Cement roofing sheets & fascias		1	1	1	1	4	0	1	1	1	3	Medium		LABEL & MANAGE		
Additional Comments:																		


core 	Maintenance Building																
	Floor	Room No.	Room Description	Material Risk Score (MRS)					Priority Risk Score (PRS)					Extent	Total Risk Score	Recommendations	
	Externals	R01	Roof	Product 1-3	Treatment 0-3	Condition 0-3	Asbestos Type	Total MRS Score	Size of Area 0-3	Access 0-3	Disturbance 0-3	Maintenance 0-3	Total PRS Score	1 Im	7	REMOVE	✓
	Sample No.	Item Description												Risk Rating		ENCAPSULATE	
V01	Cement flue pipe		1	1	1	1	4	0	1	1	1	3	Medium		LABEL & MANAGE		
Additional Comments: Presumed to contain asbestos.																	



core 	Community Hall Building																
	Floor	Room No.	Room Description	Material Risk Score (MRS)					Priority Risk Score (PRS)					Extent	Total Risk Score	Recommendations	
	Ground	G01	Changing Room	Product 1-3	Treatment 0-3	Condition 0-3	Asbestos Type	Total MRS Score	Size of Area 0-3	Access 0-3	Disturbance 0-3	Maintenance 0-3	Total PRS Score			REMOVE	
	Sample No.	Item Description												Risk Rating		ENCAPSULATE	
14	Floor lino					NADIS									LABEL & MANAGE		
Additional Comments:																	



core 	Community Hall Building																
	Floor	Room No.	Room Description	Material Risk Score (MRS)					Priority Risk Score (PRS)					Extent	Total Risk Score	Recommendations	
	Ground	G02	Changing Room	Product 1-3	Treatment 0-3	Condition 0-3	Asbestos Type	Total MRS Score	Size of Area 0-3	Access 0-3	Disturbance 0-3	Maintenance 0-3	Total PRS Score			REMOVE	
	Sample No.	Item Description												Risk Rating		ENCAPSULATE	
Ref: 14	Floor lino					NADIS									LABEL & MANAGE		
Additional Comments:																	



core	Community Hall Building																
	Floor	Room No.	Room Description	Material Risk Score (MRS)					Priority Risk Score (PRS)					Extent	Total Risk Score	Recommendations	
	Ground	G03	Cupboard	Product 1-3	Treatment 0-3	Condition 0-3	Asbestos Type	Total MRS Score	Size of Area 0-3	Access 0-3	Disturbance 0-3	Maintenance 0-3	Total PRS Score			REMOVE	
	Sample No.	Item Description												Risk Rating		ENCAPSULATE	
	Ref: 15	Textured coating to ceiling					NADIS									LABEL & MANAGE	
Additional Comments:																	



core	Community Hall Building																
	Floor	Room No.	Room Description	Material Risk Score (MRS)					Priority Risk Score (PRS)					Extent	Total Risk Score	Recommendations	
	Ground	G04	Showers & WC	Product 1-3	Treatment 0-3	Condition 0-3	Asbestos Type	Total MRS Score	Size of Area 0-3	Access 0-3	Disturbance 0-3	Maintenance 0-3	Total PRS Score			REMOVE	
	Sample No.	Item Description												Risk Rating		ENCAPSULATE	
	15	Textured coating to ceiling					NADIS									LABEL & MANAGE	
Additional Comments:																	



core	Community Hall Building																
	Floor	Room No.	Room Description	Material Risk Score (MRS)					Priority Risk Score (PRS)					Extent	Total Risk Score	Recommendations	
	Ground	G06	Showers & WC	Product 1-3	Treatment 0-3	Condition 0-3	Asbestos Type	Total MRS Score	Size of Area 0-3	Access 0-3	Disturbance 0-3	Maintenance 0-3	Total PRS Score			REMOVE	
	Sample No.	Item Description												Risk Rating		ENCAPSULATE	
	Ref: 15	Textured coating to ceiling					NADIS									LABEL & MANAGE	
Additional Comments:																	



	Community Hall Building																
	Floor	Room No.	Room Description	Material Risk Score (MRS)					Priority Risk Score (PRS)					Extent	Total Risk Score	Recommendations	
	Ground	G07	Changing Room	Product 1-3	Treatment 0-3	Condition 0-3	Asbestos Type	Total MRS Score	Size of Area 0-3	Access 0-3	Disturbance 0-3	Maintenance 0-3	Total PRS Score			REMOVE	
	Sample No.	Item Description												Risk Rating		ENCAPSULATE	
	Ref: 14	Floor lino					NADIS									LABEL & MANAGE	
Additional Comments:																	



	Community Hall Building																
	Floor	Room No.	Room Description	Material Risk Score (MRS)					Priority Risk Score (PRS)					Extent	Total Risk Score	Recommendations	
	Ground	G08	Changing Room	Product 1-3	Treatment 0-3	Condition 0-3	Asbestos Type	Total MRS Score	Size of Area 0-3	Access 0-3	Disturbance 0-3	Maintenance 0-3	Total PRS Score			REMOVE	
	Sample No.	Item Description												Risk Rating		ENCAPSULATE	
	Ref: 14	Floor lino					NADIS									LABEL & MANAGE	
Additional Comments:																	



	Community Hall Building																
	Floor	Room No.	Room Description	Material Risk Score (MRS)					Priority Risk Score (PRS)					Extent	Total Risk Score	Recommendations	
	Ground	G10	Lobby	Product 1-3	Treatment 0-3	Condition 0-3	Asbestos Type	Total MRS Score	Size of Area 0-3	Access 0-3	Disturbance 0-3	Maintenance 0-3	Total PRS Score			REMOVE	
	Sample No.	Item Description												Risk Rating		ENCAPSULATE	
	Ref: 14	Floor lino					NADIS									LABEL & MANAGE	
Additional Comments:																	



	Community Hall Building																
	Floor	Room No.	Room Description	Material Risk Score (MRS)					Priority Risk Score (PRS)					Extent	Total Risk Score	Recommendations	
	Ground	G11	Reception	Product 1-3	Treatment 0-3	Condition 0-3	Asbestos Type	Total MRS Score	Size of Area 0-3	Access 0-3	Disturbance 0-3	Maintenance 0-3	Total PRS Score	Risk Rating		REMOVE	
	Sample No.	Item Description														ENCAPSULATE	
Ref: 14	Floor lino					NADIS									LABEL & MANAGE		
Additional Comments:																	



	Community Hall Building																
	Floor	Room No.	Room Description	Material Risk Score (MRS)					Priority Risk Score (PRS)					Extent	Total Risk Score	Recommendations	
	Ground	G12	Entrance	Product 1-3	Treatment 0-3	Condition 0-3	Asbestos Type	Total MRS Score	Size of Area 0-3	Access 0-3	Disturbance 0-3	Maintenance 0-3	Total PRS Score	Risk Rating		REMOVE	
	Sample No.	Item Description														ENCAPSULATE	
Ref: 14	Floor lino					NADIS									LABEL & MANAGE		
Additional Comments:																	



	Community Hall Building																
	Floor	Room No.	Room Description	Material Risk Score (MRS)					Priority Risk Score (PRS)					Extent	Total Risk Score	Recommendations	
	Ground	G13	Female WC's	Product 1-3	Treatment 0-3	Condition 0-3	Asbestos Type	Total MRS Score	Size of Area 0-3	Access 0-3	Disturbance 0-3	Maintenance 0-3	Total PRS Score	Risk Rating		REMOVE	
	Sample No.	Item Description														ENCAPSULATE	
Ref: 14	Floor lino					NADIS									LABEL & MANAGE		
Additional Comments:																	



	Community Hall Building																
	Floor	Room No.	Room Description	Material Risk Score (MRS)					Priority Risk Score (PRS)					Extent	Total Risk Score	Recommendations	
	Ground	G14	Male WC's	Product 1-3	Treatment 0-3	Condition 0-3	Asbestos Type	Total MRS Score	Size of Area 0-3	Access 0-3	Disturbance 0-3	Maintenance 0-3	Total PRS Score			REMOVE	
	Sample No.	Item Description															
	Ref: 14	Floor lino					NADIS									LABEL & MANAGE	
Additional Comments:																	



	Community Hall Building																
	Floor	Room No.	Room Description	Material Risk Score (MRS)					Priority Risk Score (PRS)					Extent	Total Risk Score	Recommendations	
	Ground	G15	Corridor	Product 1-3	Treatment 0-3	Condition 0-3	Asbestos Type	Total MRS Score	Size of Area 0-3	Access 0-3	Disturbance 0-3	Maintenance 0-3	Total PRS Score			REMOVE	
	Sample No.	Item Description															
	Ref: 14	Floor lino					NADIS									LABEL & MANAGE	
Additional Comments:																	



	Community Hall Building																
	Floor	Room No.	Room Description	Material Risk Score (MRS)					Priority Risk Score (PRS)					Extent	Total Risk Score	Recommendations	
	Ground	G16	Cylinder Room	Product 1-3	Treatment 0-3	Condition 0-3	Asbestos Type	Total MRS Score	Size of Area 0-3	Access 0-3	Disturbance 0-3	Maintenance 0-3	Total PRS Score			REMOVE	
	Sample No.	Item Description															
	16	Panel to back of door					NADIS									LABEL & MANAGE	
Additional Comments:																	



	Community Hall Building																
	Floor	Room No.	Room Description	Material Risk Score (MRS)					Priority Risk Score (PRS)					Extent	Total Risk Score	Recommendations	
	Ground	G17	Function Room	Product 1-3	Treatment 0-3	Condition 0-3	Asbestos Type	Total MRS Score	Size of Area 0-3	Access 0-3	Disturbance 0-3	Maintenance 0-3	Total PRS Score	Risk Rating		REMOVE	
	Sample No.	Item Description					NADIS									ENCAPSULATE	
17	Floor tiles					NADIS									LABEL & MANAGE		
Additional Comments:																	



	Community Hall Building																
	Floor	Room No.	Room Description	Material Risk Score (MRS)					Priority Risk Score (PRS)					Extent	Total Risk Score	Recommendations	
	Ground	G17	Function Room	Product 1-3	Treatment 0-3	Condition 0-3	Asbestos Type	Total MRS Score	Size of Area 0-3	Access 0-3	Disturbance 0-3	Maintenance 0-3	Total PRS Score	Risk Rating		REMOVE	
	Sample No.	Item Description					NADIS									ENCAPSULATE	
18	Sink pad					NADIS									LABEL & MANAGE		
Additional Comments:																	



	Community Hall Building																
	Floor	Room No.	Room Description	Material Risk Score (MRS)					Priority Risk Score (PRS)					Extent	Total Risk Score	Recommendations	
	Ground	G18	Boiler Room	Product 1-3	Treatment 0-3	Condition 0-3	Asbestos Type	Total MRS Score	Size of Area 0-3	Access 0-3	Disturbance 0-3	Maintenance 0-3	Total PRS Score	Risk Rating		REMOVE	
	Sample No.	Item Description					NADIS									ENCAPSULATE	
19	Loose panels & debris					NADIS									LABEL & MANAGE		
Additional Comments:																	



	Community Hall Building																
	Floor	Room No.	Room Description	Material Risk Score (MRS)					Priority Risk Score (PRS)					Extent	Total Risk Score	Recommendations	
	Ground	G19	Store	Product 1-3	Treatment 0-3	Condition 0-3	Asbestos Type	Total MRS Score	Size of Area 0-3	Access 0-3	Disturbance 0-3	Maintenance 0-3	Total PRS Score	Risk Rating		REMOVE	
	Sample No.	Item Description					NADIS										
20	Panels to backs of doors					NADIS									LABEL & MANAGE		
Additional Comments:																	

	Community Hall Building																
	Floor	Room No.	Room Description	Material Risk Score (MRS)					Priority Risk Score (PRS)					Extent	Total Risk Score	Recommendations	
	Externals	EX01	All Elevations	Product 1-3	Treatment 0-3	Condition 0-3	Asbestos Type	Total MRS Score	Size of Area 0-3	Access 0-3	Disturbance 0-3	Maintenance 0-3	Total PRS Score	Risk Rating		REMOVE	
	Sample No.	Item Description					NADIS										
8	Damp proof course					NADIS									LABEL & MANAGE		
Additional Comments:																	

	Community Hall Building																
	Floor	Room No.	Room Description	Material Risk Score (MRS)					Priority Risk Score (PRS)					Extent	Total Risk Score	Recommendations	
	Externals	EX01	All Elevations	Product 1-3	Treatment 0-3	Condition 0-3	Asbestos Type	Total MRS Score	Size of Area 0-3	Access 0-3	Disturbance 0-3	Maintenance 0-3	Total PRS Score	Risk Rating		REMOVE	
	Sample No.	Item Description					NADIS										
9 & Ref: 9	Soffit panels (some behind wood panels)					NADIS									LABEL & MANAGE		
Additional Comments:																	

	Community Hall Building																
	Floor	Room No.	Room Description	Material Risk Score (MRS)					Priority Risk Score (PRS)					Extent	Total Risk Score	Recommendations	
	Externals	EX01	All Elevations	Product 1-3	Treatment 0-3	Condition 0-3	Asbestos Type	Total MRS Score	Size of Area 0-3	Access 0-3	Disturbance 0-3	Maintenance 0-3	Total PRS Score			REMOVE	
	Sample No.	Item Description												Risk Rating		ENCAPSULATE	
10	Panel to soffit					NADIS									LABEL & MANAGE		
Additional Comments:																	

	Community Hall Building																
	Floor	Room No.	Room Description	Material Risk Score (MRS)					Priority Risk Score (PRS)					Extent	Total Risk Score	Recommendations	
	Externals	EX01	All Elevations	Product 1-3	Treatment 0-3	Condition 0-3	Asbestos Type	Total MRS Score	Size of Area 0-3	Access 0-3	Disturbance 0-3	Maintenance 0-3	Total PRS Score			REMOVE	
	Sample No.	Item Description												Risk Rating		ENCAPSULATE	
11	Putty to wall					NADIS									LABEL & MANAGE		
Additional Comments:																	

	Community Hall Building																
	Floor	Room No.	Room Description	Material Risk Score (MRS)					Priority Risk Score (PRS)					Extent	Total Risk Score	Recommendations	
	Externals	EX01	All Elevations	Product 1-3	Treatment 0-3	Condition 0-3	Asbestos Type	Total MRS Score	Size of Area 0-3	Access 0-3	Disturbance 0-3	Maintenance 0-3	Total PRS Score			REMOVE	
	Sample No.	Item Description												Risk Rating		ENCAPSULATE	
12 & Ref: 12	Vent surrounds X2					NADIS									LABEL & MANAGE		
Additional Comments:																	

core		Community Hall Building														
Floor	Room No.	Room Description	Material Risk Score (MRS)					Priority Risk Score (PRS)					Extent	Total Risk Score	Recommendations	
Externals	EX01	All Elevations	Product 1-3	Treatment 0-3	Condition 0-3	Asbestos Type	Total MRS Score	Size of Area 0-3	Access 0-3	Disturbance 0-3	Maintenance 0-3	Total PRS Score			REMOVE	
Sample No.	Item Description												Risk Rating		ENCAPSULATE	
13 & Ref: 13	Putty around windows and door					NADIS									LABEL & MANAGE	
Additional Comments:																



Appendices

Appendix I - Risk Assessments

- i) Material Assessments
- ii) Priority Assessments
- iii) Total Risk

i) Material Assessment

The four main parameters used to determine the amount of fibre release from an asbestos-containing product when subject to standard disturbance, are:

- Asbestos Type
- Product Type
- Extent of Damage or Deterioration
- Surface Treatment

Each parameter is given a score; High (3), Medium (2), Low (1), Very Low (0). The value assigned is totalled to give a score between 2 and 12.

Variable	Score	Notes
A. Product Type	1	Plastics, Resins, Mastics, Roofing Felt, Bitumen Products, Vinyl Floor Tiles, Textured Coatings, Asbestos Cement, Asbestos Reinforced Composites (ARC)
	2	Asbestos Insulating Board (A.I.B.), Mill Board, Textiles, Gaskets, Ropes, Paper, Felt
	3	Thermal Insulation, Sprayed Asbestos, Limpet, Loose Asbestos, Asbestos Mattresses and Packing
B. Extent of Damage	0	None: No Visible Damage
	1	Low: A Few Scratches or Surface Marks, Broken Edges
	2	Medium: Significant Breakage of Non-Friable Materials Revealing Loose Fibres
	3	High: Damage of Friable Materials, Visible Asbestos Debris
C. Surface Treatment	0	Non-Friable Composite Materials
	1	Enclosed Sprays and Lagging, A.I.B., Unsealed Asbestos Cement
	2	Unsealed A.I.B., or Encapsulated Lagging or Sprays
	3	Unsealed Lagging or Sprays
D. Asbestos Type	1	Chrysotile
	2	Amosite
	3	Crocidolite
TOTAL		A + B + C + D = Material Risk Score

Materials that achieve scores of 10 or more are regarded as having a high potential to release fibres if disturbed. Scores of between 7 and 9 are regarded as having a medium potential and those between 5 and 6 are regarded as having a low potential. Materials with a score 4 or less have a very low potential of fibre release. Non-asbestos materials are not scored. The material assessment score has been calculated and recorded as part of the survey.

High	10 or more
Medium	7 – 9
Low	5 – 6
Very Low	4 or less

It does not automatically follow that those materials assigned the highest score in the material assessment will be the materials that should be given priority for remedial action.

ii) Priority Assessment

Management priority must be determined by carrying out a risk assessment that is able to take into account factors such as:

- Size of Area Containing the ACM
- Accessibility to the Area Containing the ACM
- Potential Disturbance of the ACM
- Potential Maintenance Activity that would Disturb the ACM

Variable	Score	Notes
A. Size of Area	0	External
	1	Large (>50m ²)
	2	Small (<50m ²)
	3	Confined
TOTAL		TOTAL of A
B. Access	0	Rare
	1	Occasional
	2	Frequent
	3	Daily
TOTAL		TOTAL of B
C. Disturbance	0	Rare
	1	Occasional
	2	Frequent
	3	Daily
TOTAL		TOTAL of C
D. Maintenance	0	Rare
	1	Occasional
	2	Frequent
	3	Daily
TOTAL		TOTAL of D
TOTAL		A + B + C + D = Priority Risk Score

High	10 or more
Medium	7 – 9
Low	5 – 6
Very Low	4 or less

iii) Total Risk

The total material score is then added to the total priority score giving a Total Risk Score. The Total Risk Score should form the basis of an Asbestos Management Plan. It is the duty holder's responsibility to carry out a Priority Risk Assessment, using the information given in the survey and their detailed knowledge of the activities carried out within the premises. A score will be produced for each material identified to be containing asbestos. The duty holder must ensure that the Priority Assessment carried out by the surveyor is correct and make changes to the scores as and when required.

Very High	16 or more
High	11 – 15
Medium	7 – 10
Low	6 or less

Appendix II - Glossary & Key to Findings Table

Glossary & Key to Findings Table

NADIS

No Asbestos Detected in Sample

Ref

Referenced to previous sample and is therefore the same e.g. Ref. 12 reference this sample to sample 12 and adopt similar recommendations.

Room No. & Room Description

The room locator number is the unique reference given to that room or area during the survey. This prevents confusion if the area's usage is changed or if the building undergoes refurbishment where some areas or rooms may be removed or expanded. All locator numbers are marked on the plans located in the appendices of this report.

B01 = the first room inspected on the basement level

0101 = the first room inspected on the buildings first floor

Item Description

The item description column refers to the specific item or product sampled. **If requested**, each item would have been labelled accordingly and photographed during the survey. Photographs can be found in the recommendations section (6) where asbestos containing materials have been located.

Sample Number

Each sample has been given an individual number, which is clearly marked on the item label (**if requested - see above**) and on the plans (where provided) located in the appendices of this report. Where a presumed item of asbestos is believed to be present then a term V01, V02 etc will be used.

Asbestos Type

This refers to the type(s) of asbestos that were found in the sample upon analysis at our UKAS accredited laboratory. For further information on asbestos type please see the certificates of analysis located in the appendices.

Extent

The extent column will quantify how large a single asbestos product is or how many similar products are present in that location.

Material, Priority Risk Scoring and Risk Rating

Risk assessments carried out at the time of the survey have been used to create a risk rating. There are four overall risk ratings, **Low Risk, Medium Risk, High Risk** and **Very High Risk**.

Recommendations

It should be noted that these recommendations are not definitive and are only based on the information available at the time of survey. Other material facts and circumstances unknown at the time of the survey may mean other options may be equally suitable. These need to be discussed and decided upon before producing a final strategic management plan.

Recommended action will normally involve removal, encapsulation or management as described below:

1. Removal of those items vulnerable to constant damage or in an extremely deteriorated condition when removal is the only practicable option, or where refurbishment or demolition works are planned, where asbestos products will have to be removed beforehand.
2. Enclosure or encapsulation, together with making good materials when they are in poor condition or vulnerable to damage or deterioration.
3. Management is the preferred option when asbestos products are in good condition. This usually involves labelling and re-inspecting the products on a regular basis and recording the findings.

N.B.: Recommendations are only made upon the positive identification of asbestos within a sample, referenced samples & presumed asbestos containing materials.

i) Definition of Terms

Enclosure:	Provision of a physical barrier to provide protection of the ACM so as to prevent it being disturbed or damaged.
Encapsulation:	Provision of a PVA based coating to effect a continuous seal to the surface of the material, preventing fibre release.
Labelling:	Fixing of standard 'Red A' label as described in HSG 264 at location to warn of the asbestos hazard present.
Periodic Inspection:	Inspection of the material at regular (defined) intervals to verify its condition or the general usage of the area has not changed in any way. All findings must be dated, recorded and kept with this register.
Repair	If the material suffers from minor damage that may result in further damage over time e.g. loose tiles, panels or covers; these must be corrected using safe methods of work in conjunction with the Licensing Regulations (Amendment) 1998.
Removal:	Complete removal of the material and resultant debris under controlled conditions and in conjunction with the Licensing Regulations (Amendment) 1998.

ii) Site Specific Observations and Recommendations

The recommendations generated within this report and register are overridden if the building is subject to major structural alteration or refurbishment.

N.B.: ALTHOUGH WE ENDEAVOUR TO WORK THROUGH A BUILDING IN A METHODOICAL MANNER, SAMPLE NUMBERS MAY NOT BE SEQUENTIAL AS SAMPLING MAY JUMP FROM FLOOR TO FLOOR, DEPENDING ON ACCESS AT THE TIME OF THE SURVEY.

Appendix III - Certificates of Analysis



4696

CERTIFICATE OF IDENTIFICATION OF ASBESTOS FIBRES

SITE ADDRESS:	PIDDINGHOE SPORTS CENTRE, PEACEHAVEN
SITE REF NO.	130025A

CERTIFICATE NUMBER	ATH/13/0319
DATE SAMPLED	17/01/13
DATE RECEIVED	23/01/13
DATE ANALYSED	23/01/13
NO. OF SAMPLES	20
PAGE NUMBER	1 OF 2
OBTAINED	DELIVERED

CLIENT	CORE SURVEYS LTD
ADDRESS	KNIGHTS COURT BEVERNBIDGE SOUTH CHAILEY EAST SUSSEX, BN8 4QF
PHONE NUMBER	08450 758316

SAMPLE NUMBER	CLIENT NUMBER	SAMPLE LOCATION	MATERIAL TYPE	FIBRE TYPE DETECTED
1	1	MAINTENANCE BUILDING – ALL ELEVATIONS – DAMP PROOF COURSE	BITUMEN	NADIS
2	2	MAINTENANCE BUILDING – ALL ELEVATIONS – CEMENT RAINWEAR	CEMENT	CHRYSOTILE
3	3	MAINTENANCE BUILDING – ROOF – CEMENT ROOFING SHEETS AND FASCIAS	CEMENT	CHRYSOTILE
4	4	MAINTENANCE BUILDING – ALL ELEVATIONS – SOFFIT AND FASCIA PANELS	INSULATING BOARD	NADIS
5	5	MAINTENANCE BUILDING – ALL ELEVATIONS – FELT TO ROLLER SHUTTER	BITUMEN	NADIS
6	6	MAINTENANCE BUILDING – GROUND FLOOR WC – FLOOR LINO	LINO	NADIS
7	7	MAINTENANCE BUILDING – GROUND FLOOR STORE – FLOOR LINO	LINO	NADIS
8	8	COMMUNITY HALL BUILDING – ALL ELEVATIONS – DAMP PROOF COURSE	BITUMEN	NADIS
9	9	COMMUNITY HALL BUILDING – ALL ELEVATIONS – SOFFIT PANELS	INSULATING BOARD	NADIS
10	10	COMMUNITY HALL BUILDING – ALL ELEVATIONS – PANEL TO SOFFIT	INSULATING BOARD	NADIS
11	11	COMMUNITY HALL BUILDING – ALL ELEVATIONS – PUTTY TO WALL	PUTTY	NADIS
12	12	COMMUNAL HALL BUILDING – ALL ELEVATIONS – VENT SURROUNDS	INSULATING BOARD	NADIS

KEY: CHRYSOTILE – WHITE ASBESTOS CROCIDOLITE – BLUE ASBESTOS
 AMOSITE – BROWN ASBESTOS NADIS – NO ASBESTOS DETECTED IN SAMPLE
 TREMOLITE, ANTHOPHYLLITE & ACTINOLITE – LESS COMMON ASBESTOS FIBRE TYPES
 Note: When a trace of asbestos fibres are reported this represents one or two fibres only.
 Note: The material type reported is an opinion of the analyst only and does not form part of the ATHENA UKAS accreditation.
 Note: Samples will be kept for a minimum of 6 months.
 Note: This Certificate of Identification of Asbestos Fibres can only be reproduced in full unless written approval from Athena has been obtained.

ANALYSED BY:	S. HOPSON	SIGNATURE OF AUTHORISER:	
		NAME & POSITION OF AUTHORISER:	S. HOPSON – TECHNICAL MANAGER

Samples have been analysed to determine the presence of asbestos fibres using Athena Environmental Solutions "in house" method of polarised light microscopy and central stop dispersion staining based on HSG 248. Where samples have been delivered the site address and sample locations are given by the client and Athena are not responsible for the accuracy or competence of these details or of the sampling.
 BULK 001 VERSION 2 – 20/04/11

SUITE 3, SOPWITH HOUSE, HURRICANE WAY, WICKFORD, ESSEX, SS11 8YU
 Tel: 01268 761 171 Fax: 01268 761 003 Email: info@athena-env.co.uk
 Company Reg Number: 07376951 Registered Address: 3 Sandhurst Crescent, Leigh-on-sea, Essex, SS9 4AL



CERTIFICATE OF IDENTIFICATION OF ASBESTOS FIBRES

SITE ADDRESS:	PIDDINGHOE SPORTS CENTRE, PEACEHAVEN
SITE REF NO.	130025A

CERTIFICATE NUMBER	ATH/13/0319		
DATE SAMPLED	17/01/13		
DATE RECEIVED	23/01/13		
DATE ANALYSED	23/01/13		
NO. OF SAMPLES	20		
PAGE NUMBER	2	OF	2
OBTAINED	DELIVERED		

CLIENT	CORE SURVEYS LTD
ADDRESS	KNIGHTS COURT BEVERNBRIDGE SOUTH CHAILEY EAST SUSSEX, BN8 4QF
PHONE NUMBER	08450 758316

SAMPLE NUMBER	CLIENT NUMBER	SAMPLE LOCATION	MATERIAL TYPE	FIBRE TYPE DETECTED
13	13	COMMUNITY HALL BUILDING – ALL ELEVATIONS – PUTTY AROUND WINDOW AND DOOR	PUTTY	NADIS
14	14	COMMUNITY HALL BUILDING – GROUND FLOOR CHANGING ROOM – FLOOR LINO	LINO	NADIS
15	15	COMMUNITY HALL BUILDING – GROUND FLOOR SHOWERS/WC – TEXTURED COATING TO CEILING	TEXTURED COATING	NADIS
16	16	COMMUNITY HALL BUILDING – GROUND FLOOR CYLINDER ROOM – PANEL TO BACK OF DOOR	INSULATING BOARD	NADIS
17	17	COMMUNITY HALL BUILDING – GROUND FLOOR FUNCTION ROOM – FLOOR TILES	FLOOR TILE AND BITUMEN BACKING	NADIS
18	18	COMMUNITY HALL BUILDING – GROUND FLOOR FUNCTION ROOM – SINK PAD	BITUMEN	NADIS
19	19	COMMUNITY HALL BUILDING –GROUND FLOOR BOILER ROOM – LOOSE PANELS AND DEBRIS	INSULATING BOARD	NADIS
20	20	COMMUNITY HALL BUILDING –GROUND FLOOR STORE – PANELS TO BACKS OF DOORS	INSULATING BOARD	NADIS

KEY: CHRYSOTILE – WHITE ASBESTOS AMOSITE – BROWN ASBESTOS TREMOLITE, ANTHOPHYLLITE & ACTINOLITE – LESS COMMON ASBESTOS FIBRE TYPES Note: When a trace of asbestos fibres are reported this represents one or two fibres only. Note: The material type reported is an opinion of the analyst only and does not form part of the ATHENA UKAS accreditation. Note: Samples will be kept for a minimum of 6 months. Note: This Certificate of Identification of Asbestos Fibres can only be reproduced in full unless written approval from Athena has been obtained.		CROCIDOLITE – BLUE ASBESTOS NADIS – NO ASBESTOS DETECTED IN SAMPLE	
ANALYSED BY:	S. HOPSON	SIGNATURE OF AUTHORISER:	
		NAME & POSITION OF AUTHORISER:	S. HOPSON – TECHNICAL MANAGER
Samples have been analysed to determine the presence of asbestos fibres using Athena Environmental Solutions "in house" method of polarised light microscopy and central stop dispersion staining based on HSG 248. Where samples have been delivered the site address and sample locations are given by the client and Athena are not responsible for the accuracy or competence of these details or of the sampling. BULK 001 VERSION 2 – 20/04/11			

SUITE 3, SOPWITH HOUSE, HURRICANE WAY, WICKFORD, ESSEX, SS11 8YU
 Tel: 01268 761 171 Fax: 01268 761 003 Email: info@athena-env.co.uk
 Company Reg Number: 07376951 Registered Address: 3 Sandhurst Crescent, Leigh-on-sea, Essex, SS9 4AL

Appendix IV - Marked Plans

KEY

Ref = Reference to Sample Taken; V = Visual Inspection Only

PREFIXES

**B = Basement; G = Ground Floor; 01 = First Floor; 02 = Second Floor etc.
M = Mezzanine; LG = Lower Ground Floor; L = Loft; R = Roof; EX = External**

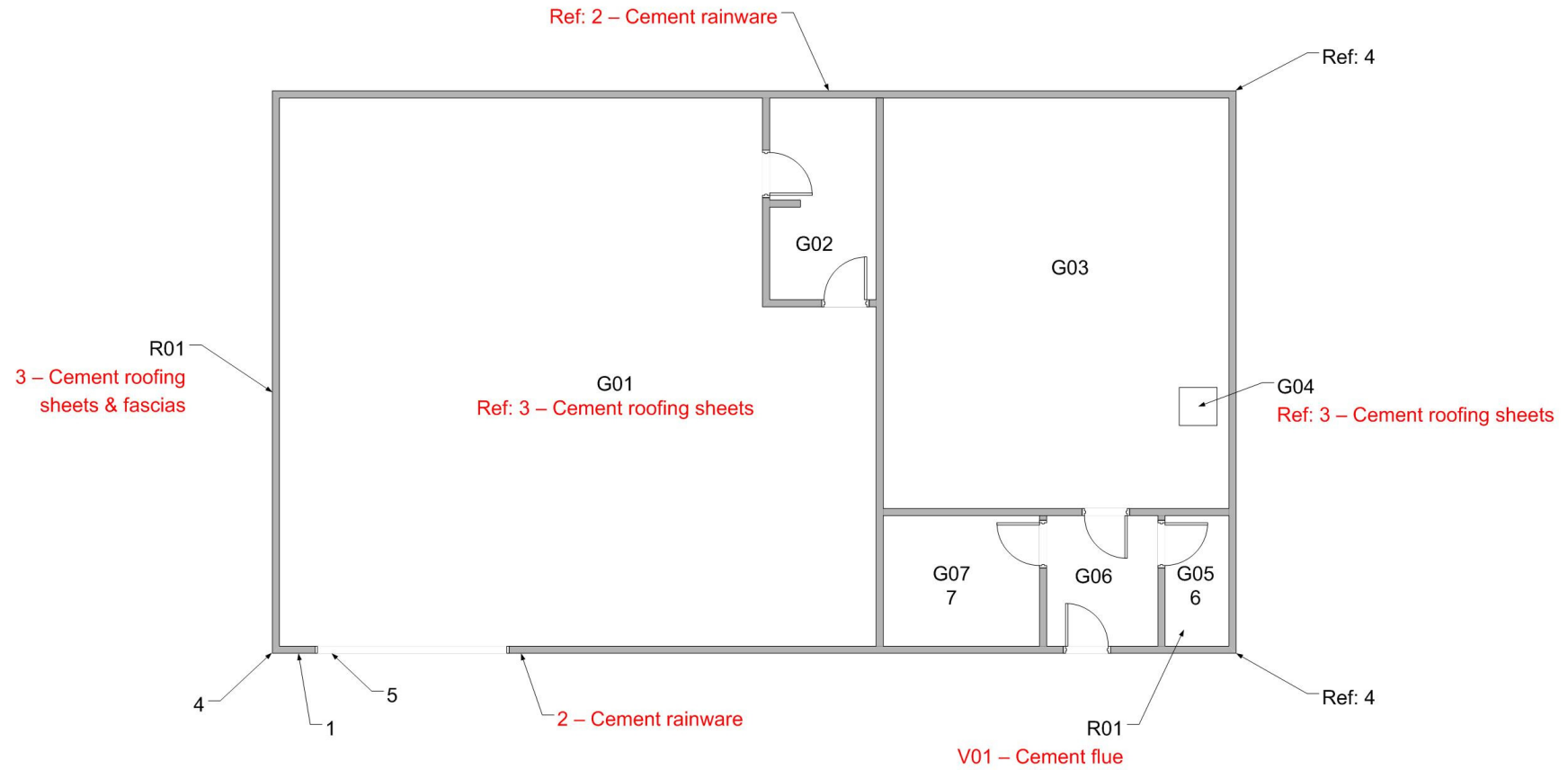
Sample locations indicated by unique sample numbers

Text or areas shaded in red indicates where asbestos containing materials are located

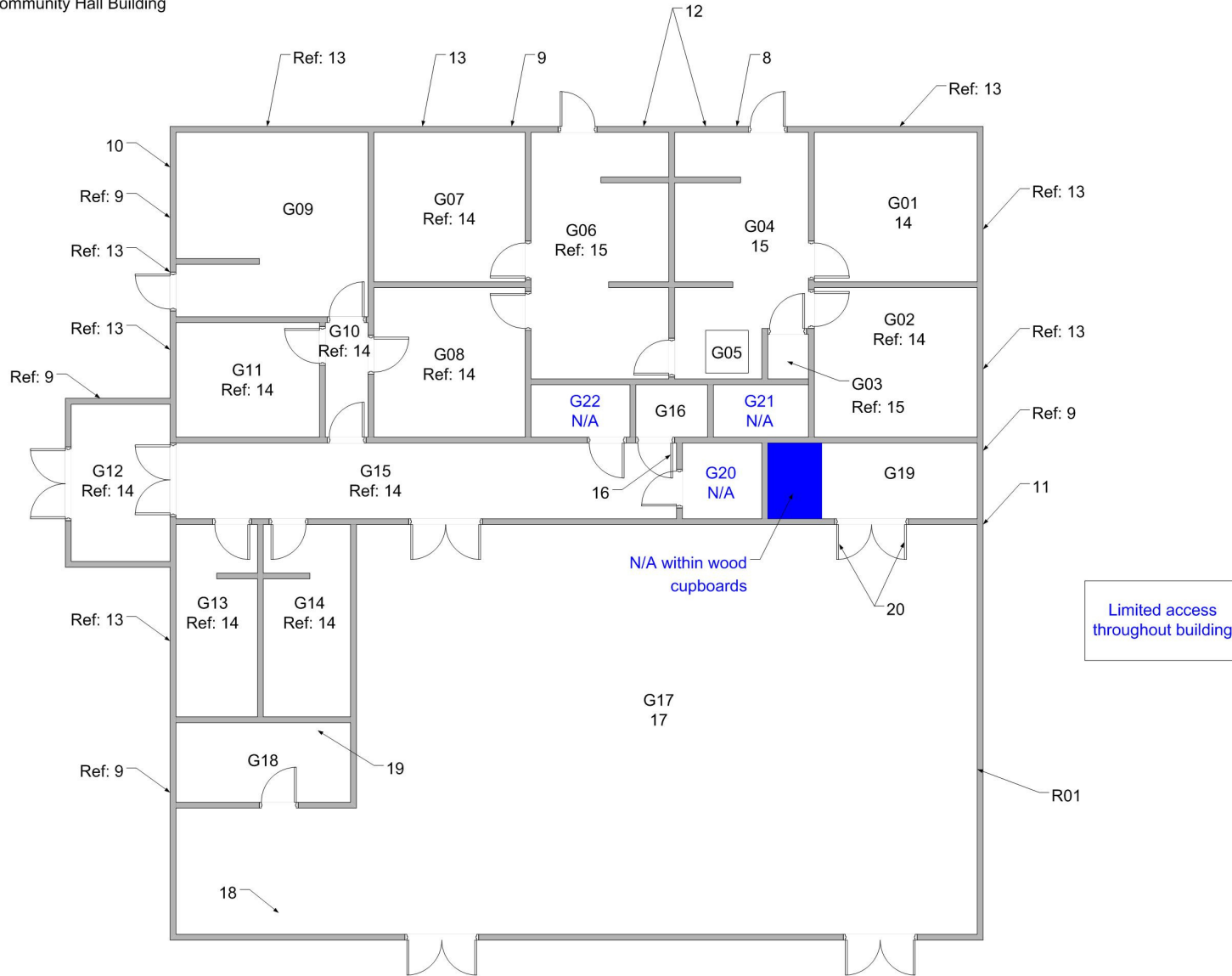
Text or areas shaded in blue indicate locations of No Access which must be presumed to contain asbestos until proven otherwise

PLANS NOT TO SCALE

Maintenance Building



Community Hall Building



EX01

South East Office

**Knights Court, Bevernbridge, South Chailey,
East Sussex BN8 4QF**

**Tel: +44(0) 8450 758316
Fax: +44(0) 8450 758317**

South West Office

**The Studio, 13 Lower Castle Street, Abergavenny
Monmouthshire NP7 5EE**

Tel: +44(0) 8450 758318

**Email: info@coresurveys.co.uk
Web: www.coresurveys.co.uk**

